

2023 BlackJack Invitational

Meet Results

Feb 3-5, 2023







Page: 1

Printed: 2/3/2023 6:25 PM

Men / 10 / 15-16

Session: 03

Judge's Signatures

Rank	Num	Name	Gym							AA
1	623	Danila Leykin	EVO	Diff: 4.700 Exec: 8.850 ND: . Final: 13.550 Place: 1	5.200 7.400 . 12.600 2	4.200 8.200 . 12.400 2	4.400 9.050 -0.300 13.150 1	5.200 8.700 . 13.900 1	4.700 8.400 . 13.100 1	78.700 1
2	402	Nathan Roman	Agility	Diff: 4.700 Exec: 7.950 ND: . Final: 12.650 Place: 4	4.700 7.500 . 12.200 3	4.600 8.350 . 12.950 1	4.000 9.250 -0.300 12.950 3	4.400 7.150 . 11.550 7	3.900 8.850 . 12.750 2	75.050 2
3	65	Nartey Brady	Gold Cup	Diff: 4.400 Exec: 7.650 ND: . Final: 12.050 Place: 9	3.400 8.200 . 11.600 8	3.600 8.300 . 11.900 4	4.800 7.850 . 12.650 5T	3.900 8.300 . 12.200 6	3.900 8.800 . 12.700 3	73.100 3
4	218	Zac Myers	EVO	Diff: 3.700 Exec: 8.400 ND: . Final: 12.100 Place: 8	4.600 8.100 . 12.700 1	3.700 8.100 . 11.800 5	2.200 9.000 -0.300 10.900 15	4.100 8.800 . 12.900 2	3.300 9.350 . 12.650 4	73.050 4
5	399	Justin Park	Agility	Diff: 4.300 Exec: 8.900 ND: . Final: 13.200 Place: 2	4.300 6.300 . 10.600 10	4.300 7.850 . 12.150 3	3.200 9.200 . 12.400 8*	4.200 8.600 . 12.800 3	3.600 8.000 . 11.600 10T	72.750 5
6	8	Nicholas Kosarikov	WCOGA	Diff: 4.000 Exec: 7.950 ND: . Final: 11.950 Place: 10	3.500 8.250 . 11.750 7	3.800 7.200 . 11.000 10	4.000 9.050 . 13.050 2	4.100 8.300 . 12.400 5	3.900 8.550 . 12.450 5	72.600 6
7	612	Antonio Wong	UABC	Diff: 4.000 Exec: 7.350 ND: . Final: 11.350 Place: 12	4.700 7.250 . 11.950 5	3.400 7.800 . 11.200 9	3.200 9.550 -0.100 12.650 5T	3.900 8.750 . 12.650 4	3.100 9.000 . 12.100 6*	71.900 7
8	7	Finn Grenstam	WCOGA	Diff: 4.000 Exec: 8.350 ND: . Final: 12.350 Place: 6	3.700 8.450 . 12.150 4	4.000 7.400 . 11.400 6T	4.000 8.800 -0.100 12.700 4	3.300 8.200 . 11.500 8	3.300 8.750 -0.300 11.750 9	71.850 8
9	203	Diego Delmoral	EVO	Diff: 3.600 Exec: 8.850 ND: . Final: 12.450 Place: 5	3.300 8.600 . 11.900 6	3.300 7.050 . 10.350 11	3.600 8.350 . 11.950 12	2.500 8.350 . 10.850 10	3.000 8.850 . 11.850 8	69.350 9
10	605	Leonardo Robles	Champion Gym	Diff: 3.500 Exec: 8.100 ND: . Final: 11.600 Place: 11	2.900 8.100 . 11.000 9	3.300 8.100 . 11.400 6T	3.200 9.400 . 12.600 7	3.300 7.250 . 10.550 11	3.400 8.100 . 11.500 12	68.650 10

2023 BlackJack Invitational

Meet Results







Feb 3-5, 2023

Page: 2

Printed: 2/3/2023 6:25 PM

Men / 10 / 15-16

Session: 03

Rank	Num	Name	Gym							AA
11	207	Etienne Gaillard	EVO	Diff: 3.600	2.800	3.600	3.200	2.600	3.500	
				Exec: 8.700	6.750	7.650	9.000	8.800	8.100	
				ND: .	.	.	-0.100	.	.	
				Final: 12.300	9.550	11.250	12.100	11.400	11.600	68.200
				Place: 7	13	8	11	9	10T	11
12	209	Sammy Holland	EVO	Diff: 3.700	2.100	1.800	3.600	3.400	3.100	
				Exec: 9.100	7.800	8.500	8.150	7.100	9.000	
				ND: .	.	-0.300	.	.	.	
				Final: 12.800	9.900	10.000	11.750	10.500	12.100	67.050
				Place: 3	11	13T	14	12	6*	12
13	83	Heath Roddy	Gold Cup	Diff: 3.900	3.100	2.800	4.000	2.900	2.900	
				Exec: 6.200	6.650	7.400	7.850	6.550	8.400	
				ND:	
				Final: 10.100	9.750	10.200	11.850	9.450	11.300	62.650
				Place: 14T	12	12	13	13	13	13
14	577	Santiago Flores	Gymnastics San Pedro	Diff: 3.600	2.100	3.400	3.200	2.700	2.800	
				Exec: 7.350	7.250	6.600	9.200	5.250	8.100	
				ND: -0.300	
				Final: 10.650	9.350	10.000	12.400	7.950	10.900	61.250
				Place: 13	14	13T	8*	15	14	14
15	84	Lucas Sanchez	Gold Cup	Diff: 3.700	3.200	3.500	3.200	2.700	2.200	
				Exec: 6.400	3.650	6.100	9.050	6.600	5.000	
				ND: .	.	.	-0.100	.	.	
				Final: 10.100	6.850	9.600	12.150	9.300	7.200	55.200
				Place: 14T	15	15	10	14	15	15

2023 BlackJack Invitational

Meet Results







Feb 3-5, 2023

Page: 1
Printed: 2/3/2023 6:25 PM

Men / 10 / 17

Session: 03

Judge's Signatures

Rank	Num	Name	Gym							AA
1	223	Jake Prabhakaran	EVO	Diff: 3.900 Exec: 8.700 ND: . Final: 12.600 Place: 4	4.800 7.500 . 12.300 4T	4.000 7.650 . 11.650 4	4.000 9.200 -0.100 13.100 5	3.100 9.100 . 12.200 3	3.500 9.150 . 12.650 1	74.500 1
2	198	Benjamin Aguilar	EVO	Diff: 4.200 Exec: 8.150 ND: -0.300 Final: 12.050 Place: 6	4.300 8.650 . 12.950 1	3.900 8.150 . 12.050 3	4.400 8.000 -0.300 12.100 8	3.600 9.100 . 12.700 1	3.700 8.800 . 12.500 2	74.350 2
3	621	Alex Deubler	EVO	Diff: 4.700 Exec: 8.450 ND: -0.100 Final: 13.050 Place: 1	4.600 5.600 . 10.200 13	4.500 8.350 0.200 13.050 2	5.400 7.750 . 13.150 4	4.200 7.750 . 11.950 6	4.000 7.450 . 11.450 7	72.850 3
4	613	Juan David Hernandez	UABC	Diff: 4.400 Exec: 8.500 ND: . Final: 12.900 Place: 3	4.100 8.650 . 12.750 3	3.400 8.200 . 11.600 5	4.400 9.200 -0.100 13.500 2	3.300 8.100 . 11.400 8	3.300 7.100 . 10.400 11	72.550 4
5	210	Felipe Junqueira	EVO	Diff: 3.700 Exec: 9.250 ND: . Final: 12.950 Place: 2	3.700 8.600 . 12.300 4T	3.600 7.400 . 11.000 7	4.000 7.850 . 11.850 11	3.300 8.750 . 12.050 5	3.300 8.800 . 12.100 3	72.250 5
6	108	Nicholas Troxell	Xtreme Gymnastics	Diff: 3.500 Exec: 7.300 ND: . Final: 10.800 Place: 14	3.600 7.850 . 11.450 6	3.000 7.850 . 10.850 8	4.000 8.900 -0.100 12.800 6	3.400 8.700 . 12.100 4	2.800 7.700 . 10.500 10	68.500 6
7	228	Kristopher Wilson	EVO	Diff: 2.700 Exec: 8.550 ND: . Final: 11.250 Place: 11	3.100 7.150 . 10.250 12	2.600 9.100 -0.300 11.400 6	3.200 9.200 . 12.400 7	2.700 7.800 . 10.500 12	2.600 9.350 . 11.950 5T	67.750 7
8	102	Luke Rodriguez	Elevate	Diff: 4.300 Exec: 7.300 ND: . Final: 11.600 Place: 8	3.800 6.600 . 10.400 10	3.100 6.800 . 9.900 14	3.600 9.800 . 13.400 3	3.400 6.900 . 10.300 13	2.400 8.500 . 10.900 9	66.500 8
9	543	Jake Leiter	Emerald City	Diff: 3.200 Exec: 8.350 ND: . Final: 11.550 Place: 9	2.800 6.400 . 9.200 16	3.100 7.450 . 10.550 10	2.400 9.100 . 11.500 12	2.600 9.000 . 11.600 7	2.500 9.450 . 11.950 5T	66.350 9
10	196	Ryan Grusby	Top Squad Gymnastics	Diff: 3.800 Exec: 7.300 ND: . Final: 11.100 Place: 12	2.700 6.700 . 9.400 15	3.300 7.000 . 10.300 13	3.200 8.850 . 12.050 9	3.500 7.250 . 10.750 10	3.400 8.600 . 12.000 4	65.600 10







2023 BlackJack Invitational

Meet Results

Feb 3-5, 2023

Page: 2
Printed: 2/3/2023 6:25 PM

Men / 10 / 17
Session: 03

Rank	Num	Name	Gym							AA
11	101	Preston Ngai	Elevate	Diff: 5.300 Exec: 6.800 ND: -0.200 Final: 11.900 Place: 7	5.200 7.700 . 12.900 2	4.400 8.550 0.200 13.150 1	4.900 9.550 . 14.450 1	4.100 8.400 . 12.500 2	0.000 0.000 . 0.000 18	64.900 11
12	533	Kelly Bateman	Emerald City	Diff: 3.600 Exec: 8.700 ND: . Final: 12.300 Place: 5	2.700 7.800 . 10.500 8	3.100 6.300 . 9.400 15	2.400 8.050 -0.100 10.350 17	3.200 7.900 . 11.100 9	2.300 8.800 . 11.100 8	64.750 12
13	323	Mavric Poe	Michiana	Diff: 3.200 Exec: 8.200 ND: . Final: 11.400 Place: 10	2.500 7.800 . 10.300 11	2.800 8.000 -0.300 10.500 11	2.800 9.100 . 11.900 10	2.200 8.150 -1.000 9.350 17	2.700 7.100 -0.300 9.500 16	62.950 13
14	324	Nico Sorocco	Michiana	Diff: 2.800 Exec: 7.750 ND: . Final: 10.550 Place: 15	2.500 7.950 . 10.450 9	3.200 7.150 . 10.350 12	2.400 7.850 -0.300 9.950 18	3.200 7.350 . 10.550 11	2.700 7.150 . 9.850 14	61.700 14
15	470	Jonathan Grice	Michiana	Diff: 3.700 Exec: 5.850 ND: . Final: 9.550 Place: 18	2.900 8.500 . 11.400 7	2.000 9.100 -0.300 10.800 9	2.800 7.750 . 10.550 16	2.900 6.550 . 9.450 16	1.900 8.000 . 9.900 13	61.650 15
16	197	Nate Maretzki	Top Squad Gymnastics	Diff: 3.200 Exec: 7.000 ND: . Final: 10.200 Place: 17	2.400 7.650 . 10.050 14	3.200 6.200 -0.300 9.100 17	2.400 8.900 . 11.300 13T	2.400 6.850 . 9.250 18	2.400 8.000 -0.300 10.100 12	60.000 16
17	105	Sawyer Kreshock	Xtreme Gymnastics	Diff: 3.100 Exec: 7.850 ND: . Final: 10.950 Place: 13	2.700 5.050 . 7.750 18	2.400 6.700 -0.300 8.800 18	2.200 9.100 . 11.300 13T	2.600 7.200 . 9.800 15	2.400 7.300 . 9.700 15	58.300 17
18	76	Artiom Kuzmin	Gold Cup	Diff: 3.000 Exec: 7.450 ND: . Final: 10.450 Place: 16	2.800 6.350 . 9.150 17	2.800 6.700 -0.300 9.200 16	3.200 7.850 -0.300 10.750 15	2.800 7.100 . 9.900 14	1.700 7.400 -3.000 6.100 17	55.550 18

2023 BlackJack Invitational







Meet Results

Feb 3-5, 2023

Page: 1
Printed: 2/3/2023 6:25 PM

Men / 10 / 18+
Session: 03

Judge's Signatures

Rank	Num	Name	Gym							AA
1	5	Colin Flores	WCOGA	Diff: 4.700 Exec: 7.800 ND: . Final: 12.500 Place: 6	4.100 6.550 . 10.650 10	4.400 8.400 0.200 13.000 1	4.800 9.050 . 13.850 3T	5.100 8.900 . 14.000 1	4.500 8.850 . 13.350 1	77.350 1
2	6	Tyler Flores	WCOGA	Diff: 4.100 Exec: 8.600 ND: . Final: 12.700 Place: 4	5.100 7.500 . 12.600 1T	4.200 8.400 . 12.600 3	4.800 8.900 -0.100 13.600 6	4.600 7.500 . 12.100 3	4.700 8.100 . 12.800 2	76.400 2
3	200	Jaden Blank	EVO	Diff: 4.500 Exec: 8.450 ND: . Final: 12.950 Place: 2	3.500 9.100 . 12.600 1T	4.000 8.350 . 12.350 5	4.800 8.900 . 13.700 5	4.000 6.950 . 10.950 9	3.900 8.450 . 12.350 3	74.900 3
4	222	Cody Phillips	EVO	Diff: 4.300 Exec: 9.100 ND: . Final: 13.400 Place: 1	3.000 8.350 . 11.350 6	3.900 7.800 . 11.700 7	4.800 9.150 . 13.950 2	3.100 8.500 . 11.600 5	3.300 8.650 . 11.950 5	73.950 4
5	626	Ian Sandoval	EVO	Diff: 4.000 Exec: 8.800 ND: . Final: 12.800 Place: 3	4.700 6.850 . 11.550 5	4.400 7.800 0.200 12.400 4	5.400 9.250 . 14.650 1	4.200 7.350 . 11.550 6T	4.100 6.350 . 10.450 15	73.400 5
6	9	Izaiha Mlay	WCOGA	Diff: 4.400 Exec: 6.650 ND: . Final: 11.050 Place: 13	4.400 7.750 . 12.150 3	4.400 8.350 . 12.750 2	4.800 9.150 -0.100 13.850 3T	4.400 8.550 . 12.950 2	4.200 6.300 . 10.500 14	73.250 6
7	3	Mark Davis	WCOGA	Diff: 3.800 Exec: 8.350 ND: . Final: 12.150 Place: 7T	4.100 6.600 . 10.700 9	4.100 7.700 . 11.800 6	3.200 8.800 -0.100 11.900 14	2.500 9.050 . 11.550 6T	3.100 8.650 -0.300 11.450 7T	69.550 7
8	618	Emanuel Garza	UABC	Diff: 4.300 Exec: 7.700 ND: . Final: 12.000 Place: 10	3.300 5.750 . 9.050 15	3.600 6.650 . 10.250 11T	3.200 9.350 . 12.550 10	3.500 8.550 . 12.050 4	3.600 8.550 . 12.150 4	68.050 8
9	80	Chris Moran	Gold Cup	Diff: 3.700 Exec: 8.950 ND: . Final: 12.650 Place: 5	3.800 6.950 . 10.750 7T	4.000 7.050 . 11.050 9	3.200 8.000 -0.300 10.900 15	3.400 8.150 . 11.550 6T	2.800 8.100 . 10.900 12	67.800 9
10	81	Korbin Moyer	Gold Cup	Diff: 3.800 Exec: 6.750 ND: -0.100 Final: 10.450 Place: 14	3.600 6.350 . 9.950 12T	3.800 5.200 . 9.000 17	4.000 9.350 . 13.350 8	3.100 5.000 . 8.100 17	3.500 7.650 . 11.150 9T	62.000 10







2023 BlackJack Invitational

Meet Results

Feb 3-5, 2023

Page: 2
Printed: 2/3/2023 6:25 PM

Men / 10 / 18+
Session: 03

Rank	Num	Name	Gym							AA
11	70	Bear Cordova-Busby	Gold Cup	Diff: 3.800	2.100	3.100	1.600	2.400	2.900	60.100 11
				Exec: 8.050	5.700	7.400	7.850	7.050	8.550	
				ND: -0.100	.	-0.300	.	.	.	
				Final: 11.750	7.800	10.200	9.450	9.450	11.450	
				Place: 11	17	13	16	14	7T	
12	79	Dylan Mamawal	Gold Cup	Diff: 4.200	2.100	3.900	3.200	3.800	3.100	59.850 12
				Exec: 5.700	4.850	5.850	9.000	6.800	7.750	
				ND: -0.300	.	.	-0.100	.	.	
				Final: 9.600	6.950	9.750	12.100	10.600	10.850	
				Place: 15	18	14	12T	11	13	
13	93	Nicholas Davisio	Elevate	Diff: 3.700	0.000	3.100	4.000	3.300	3.300	58.400 13
				Exec: 7.750	0.000	8.700	9.050	7.550	8.250	
				ND: .	.	-0.300	.	.	.	
				Final: 11.450	0.000	11.500	13.050	10.850	11.550	
				Place: 12	19	8	9	10	6	
14	601	Parker Mueller	Champion Gym	Diff: 4.100	3.500	3.100	4.400	0.000	3.200	57.800 14
				Exec: 8.050	7.250	7.150	9.200	0.000	7.950	
				ND: .	.	.	-0.100	.	.	
				Final: 12.150	10.750	10.250	13.500	0.000	11.150	
				Place: 7T	7T	11T	7	18*	9T	
15	72	Luca Damacus	Gold Cup	Diff: 3.200	3.000	0.000	3.200	2.800	0.000	43.850 15
				Exec: 8.950	6.150	0.000	8.900	7.650	0.000	
				ND:	
				Final: 12.150	9.150	0.000	12.100	10.450	0.000	
				Place: 7T	14	18*	12T	12	17*	
16	201	Ryan Chevraux	EVO	Diff: 0.000	2.300	1.500	3.200	2.200	0.000	40.850 16
				Exec: 0.000	7.850	9.000	9.050	7.150	0.000	
				ND: .	.	-1.300	-0.100	.	.	
				Final: 0.000	10.150	9.200	12.150	9.350	0.000	
				Place: 16*	11	15T	11	15	17*	
17	371	Adam Barba	Agility	Diff: 0.000	2.700	3.100	0.000	2.700	3.000	40.300 17
				Exec: 0.000	7.250	6.100	0.000	7.350	8.100	
				ND:	
				Final: 0.000	9.950	9.200	0.000	10.050	11.100	
				Place: 16*	12T	15T	17*	13	11	
18	10	Hayddon Hill	Agility	Diff: 0.000	2.700	2.700	0.000	2.400	2.300	36.750 18
				Exec: 0.000	5.700	8.050	0.000	6.650	6.550	
				ND: .	.	-0.300	.	.	.	
				Final: 0.000	8.400	10.450	0.000	9.050	8.850	
				Place: 16*	16	10	17*	16	16	
19	2	Brandon Dang	WCOGA	Diff: 0.000	5.500	0.000	0.000	0.000	0.000	11.850 19
				Exec: 0.000	6.350	0.000	0.000	0.000	0.000	
				ND:	
				Final: 0.000	11.850	0.000	0.000	0.000	0.000	
				Place: 16*	4	18*	17*	18*	17*	

2023 BlackJack Invitational

Team Results







Feb 3-5, 2023

Page: 1

Printed: 2/3/2023 6:25 PM

Men / 10 / All Ages

Session: 03

Rank	Gym	Team	Score						
1	EVO	*	236.300	40.000 1	38.250 1	37.850 2	42.300 1	39.500 1	38.400 2
2	WCOGA	*	232.050	37.550 2	36.900 2	38.350 1	41.300 2	39.350 2	38.600 1
3	UABC	*	212.500	36.250 4	33.750 3	33.050 6	38.700 4	36.100 3	34.650 5
4	Gold Cup	*	210.250	36.850 3	32.300 5	33.150 5	38.150 5	34.350 5	35.450 3T
5	Elevate	*	189.800	34.950 5	23.300 7	34.550 4	40.900 3	33.650 6	22.450 9
6	Agility	*	189.350	25.850 7	32.750 4	35.550 3	25.350 8	34.400 4	35.450 3T
7	Michiana	*	186.300	31.500 6	32.150 6	31.650 7	32.400 6	29.350 7	29.250 6